



# SPREADER EQUIPMENT

## EMDEK TURBO-SPIN 650/850 TRACTOR MOUNTED FERTILIZER SPREADER



- Proven to be ideal for applying fertilizer into tree crop-rows
- Great reduction in overall spreading time and cost as fertilizer are thrown to a much greater distance
- No wastage of fertilizer as none are dropped in the tractor path
- Can be use for granular, crystalline and powdered fertilizer
- Durable spreading mechanism made of heavy gauge stainless steel

MODEL	TURBO-SPIN 650	TURBO-SPIN 850
Hopper Capacity, lit	650	850
Hopper Material	Fiberglass	
Spreading width from left to right, m	15 – 25	
Loading height, cm	109	115
Spreading Productivity, ha/day	40 – 45	
Tractor horsepower Required, hp	55 – 95	
Max Tractor PTO, RPM	540	
PTO Drive Shaft	T40 Drive Shaft with shearbolt clutch	
Tractor Linkage Category	Cat I & II	
Dimension, cm (L x W x H)	180.3 x 170.1 x 114.3	180.3 x 170.1 x 124.5
Weight, kg	± 208	± 215



steel gearbox grease lubricated and capped seals to prevent fertilizer from entering gearbox.



PTO drive shaft with shear bolt clutch which works even when rusted or caked up with fertilizer



Fertilizer screen to screen-off caked fertilizer or foreign material

Distributor

**PT. SAHABAT AGRITAMA**

Alamat: No. 1. Blok B1 - B2 Jl. Gn. Sahari RT.16/RW. 3 Gn. Sahari Utara. Kecamatan Sawah Besar, Kota Jakarta Pusat, Daerah Khusus Ibukota Jakarta 10720

Informasi

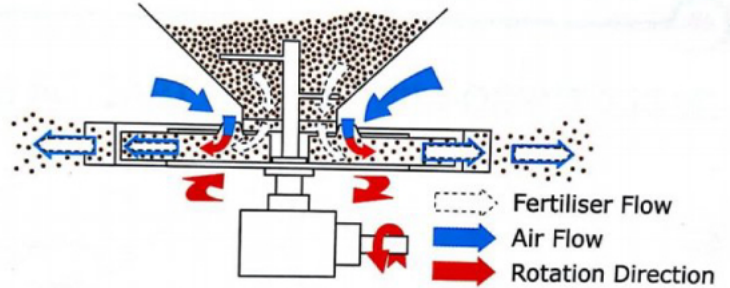
- ☎ (021) 6594011
- ☎ 082 125 406 086
- ✉ sahabatagritama@sahabatgroup.com
- 🌐 www.sahabatagritama.com



# SPREADER EQUIPMENT

## HOW DO TURBO-SPIN MACHINE WORKS?

- Single disc within a chamber with replaceable vanes using fins to generate air.
- Spreading is spinning disc assisted by air blast
- A swath of min.15 m and max. 25 m is possible depending on the type of fertilizer used.
- No fertilizer drops onto the tractor path
- A swath of min. 5 m and max. 25 m depending on the type of fertilizer used



## MODELS TYPES FOR TURBO-SPIN



### STANDARD MODEL

Steel frame primed with 2K zinc chromate undercoat and top coated with quality red enamel paint



### GALVANIZED MODEL

Steel frame and gearbox housing hot dipped zinc galvanized against rust



### FULLY STAINLESS STEEL 304

Hopper, frame, gearbox fully constructed with stainless steel 304 material to withstand corrosion

## OPTIONAL FEATURES



### Y-CHUTE

Individual spreading left or right, control with a cable controller



### STAINLESS STEEL COVER





Prevent fertilizer from dropped on uneven terrain

Distributor

 **PT. SAHABAT AGRITAMA**

Alamat: No. 1. Blok B1 - B2 Jl. Gn. Sahari RT.16/RW. 3 Gn. Sahari Utara. Kecamatan Sawah Besar, Kota Jakarta Pusat, Daerah Khusus Ibukota Jakarta 10720

Informasi

 (021) 6594011  
 082 125 406 086  
 sahabatagritama@sahabatgroup.com  
 www.sahabatagritama.com